
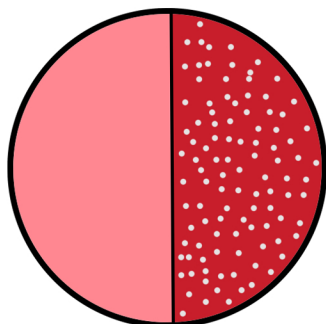


HOW TO IDENTIFY STAPHYLOCOCCUS SPECIES

Determining the cause of mastitis is important because not all cases of mastitis benefit from antibiotic therapy. For instance, Gram-Positive bacteria, such as *Staphylococcus aureus* and coagulase negative behave differently in the cow and have different responses to therapy. Being able to identify between species can help us make appropriate treatment decisions for managing mastitis in our herds. One way to do that is through on farm culturing.

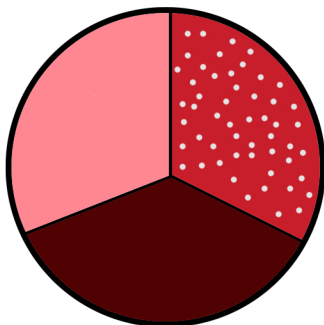
Biplate

Gram-Positive bacteria (growth only on Factor or Blood agar)

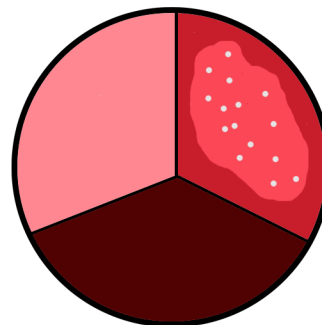


Triplate

Staphylococci (growth only on Factor or Blood agar)

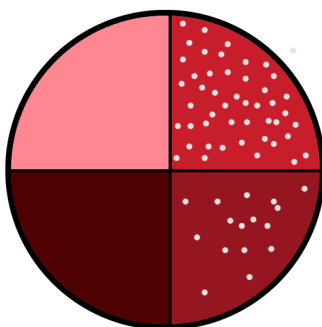


Staphylococcus aureus (zone of hemolysis)



Quadplate

Staphylococci (growth on Blood Agar and Factor agar)



Contamination

Contaminated plate (growth on all agars)

